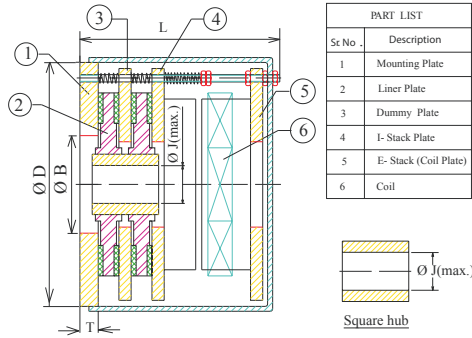
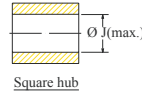


**Spring applied ( Fail Safe ) Disc Brake AC Working  
Square Drive**

At present following Brake Models are regularly manufactured  
but we are discontinuing in future.



PART LIST	
Sr No .	Description
1	Mounting Plate
2	Liner Plate
3	Dummy Plate
4	I- Stack Plate
5	E- Stack (Coil Plate)
6	Coil



Model	Technical Data		Dimensions					
	Torque in Kgm.	VA	D	B	L	T	J (max.)	Square Hub
DAF-130	0.20	80	118	50	120	10	14	7/8"x7/8"
DAF-140	0.60	125	134	60	120	10	22	1 1/4"x1 1/4"
DAF-150	1.10	80	150	80	123	10	24	1 1/2"x1 1/2"
DAF-150X	2.20	80	150	80	144	10	24	1 1/2"x1 1/2"
DAF-190	2.50	165	195	80	136	15	28	1 1/2"x1 1/2"
DAF-190X	4.50	165	195	80	158	15	28	1 1/2"x1 1/2"
DAF-235	4.00	205	235	105	138	15	38	1 7/8"x1 7/8"
DAF-235X	6.00	205	235	105	156	15	38	1 7/8"x1 7/8"
DAF-290	5.50	250	290	115	156	15	42	60 x 60
DAF-290X	11.00	250	290	115	180	15	42	60 x 60
DAF-290XX	14.00	250	290	115	205	15	42	60 x 60
DMF-32X	11.00	250	275	115	180	18	1 1/2"	60 x 60
DMF-45	6.00	205	230	105	168	15	1 1/4"	1 7/8"x1 7/8"
DMF-30	4.00	205	230	105	158	15	1 1/4"	1 7/8"x1 7/8"
DMF-20	2.70	165	165	80	142	30	1"	1 1/2"x1 1/2"
DMF-15	0.70	80	138	60	120	36	5/8"	7/8"x7/8"

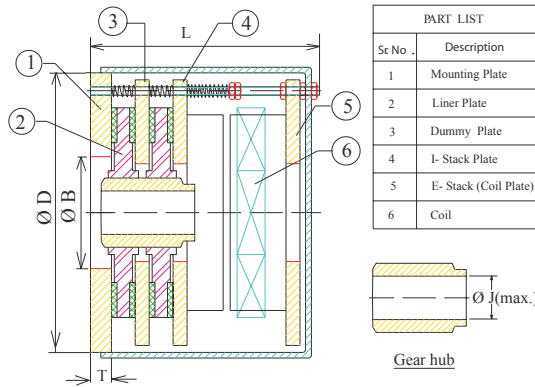
Note -1) Model DAF-130, DAF-140 is available in 230 V single ph. or two ph.;  
all other brakes are working on 415 V three ph.  
2) DAF series brakes are supplied with pilot bore to driving hub & without drill to mounting plate.  
3) In DAF - 130, 140, 150, 150X, DMF-15 brake shaft is not passing through brake.  
4) Bore & length of driving square hub should be machined as per requirement.

Drg. No.- FSDBSD / STD. / 2007 / 1004

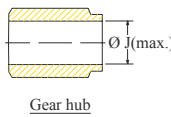


PETHE BRAKE MOTORS PVT. LTD. GUHAGAR- 415 703.

**Spring applied ( Fail Safe ) Disc Brake AC Working  
Gear Drive**



PART LIST	
Sr No .	Description
1	Mounting Plate
2	Liner Plate
3	Dummy Plate
4	I- Stack Plate
5	E- Stack (Coil Plate)
6	Coil



Model	Technical Data		Dimensions					
	Torque in Kgm.	VA	D	B	L	T	J (max.)	
DAF-03	0.20	80	118	50	120	10	19	
DAF-04	0.60	125	134	60	120	10	24	
DAF-05	1.10	80	150	80	133	10	24	
DAF-05X	2.20	80	150	80	154	10	24	
DAF-19	2.50	165	195	80	143	15	28	
DAF-19X	4.50	165	195	80	158	15	28	
DAF-23	5.00	205	235	105	143	15	38	
DAF-23X	9.50	205	235	105	168	15	38	
DAF-29	11.00	250	275	115	156	15	42	
DAF-29X	14.00	250	275	115	180	15	42	
DAF-31X	25.00	350	320	140	205	15	65	

Note -1) Model DAF-03, DAF-04 is available in 230 V single ph. or two ph.;  
all other brakes are working on 415 V three ph.  
2) DAF series brakes are supplied with pilot bore to driving hub & without drill to mounting plate.  
3) In DAF - 03, 04, 05, 05X brake shaft is not passing through brake.  
4) Bore & length of driving gear should be machined as per requirement.

Drg. No.- FSDBGD / STD. / 2007 / 1003



PETHE BRAKE MOTORS PVT. LTD. GUHAGAR- 415 703.